






## Views of happiness

Pool session Year 6  
September 28<sup>th</sup>, 2011



<p><b>Introducing the topic</b></p>	<p>Follow the instructions in handouts 1 -2 and do the tasks given.</p> <p>Also visit moodle (6A English and 6B English) for a short video clip about Mr. Happy.</p>	<p>Handouts 1 and 2</p>	<p>!</p>
<p><b>Activity corner</b></p> 	<p><i>The Road not taken</i> by Robert Frost. Get a handout and follow the tasks.</p>	<p>Handout 3</p>	<p>!</p>
	<p><b>Views of happiness</b> Have a look at the quotations in your handout as well as the additional ones provided in our corner and discuss them with a friend. Put together a speech of 3 minutes in which you comment on the idea given.</p>	<p>Handout 4</p>	<p>!</p>
	<p><b>Images on the board</b> Look at the pictures. How do they make you feel? Which ones trigger emotions in you? Either alone or with friends produce a happiness poster including images and text.</p> <p><b>Or</b> if you prefer using the computer you can also produce a mindmap based on the one you can find in our corner.</p>		<p>! for choice</p>
<p><b>Artificial happiness</b></p> 	<p>Read the passage from <i>Brave New World</i> and answer the questions below.</p>	<p>Handouts 5 and 6</p>	<p>!</p>

<p><b>Friendship</b></p> 	<p>Read the excerpt from <i>Winnie the Pooh</i> to make up your mind on what friendship means to you.</p> <p>Get the handouts and follow the instructions.</p>	<p>Handouts 7 and 8</p>	<p>!</p>
<p><b>Nature</b></p> 	<p>Study the handouts. Access moodle and post an answer to the question in the forum.</p>	<p>Handouts 10, 11 and moodle</p>	<p>!</p>
<p><b>Vocabulary</b></p> <p><b>Words I Know By Heart</b></p> 	<p>Study the idioms and metaphors on happiness and use them to give your personal definition of happiness. For additional help you may read the article taken from <i>Cosmopolitan</i></p>	<p>Handouts 12 and 13</p>	<p>!</p>